

Frontline Single Sign On

Single Sign On (SSO) has been enabled for Frontline. The benefit of Single Sign On is that employees have one less username and password to remember. In addition, once you log in with Single Sign On, you will not need to sign back in unless you sign out.

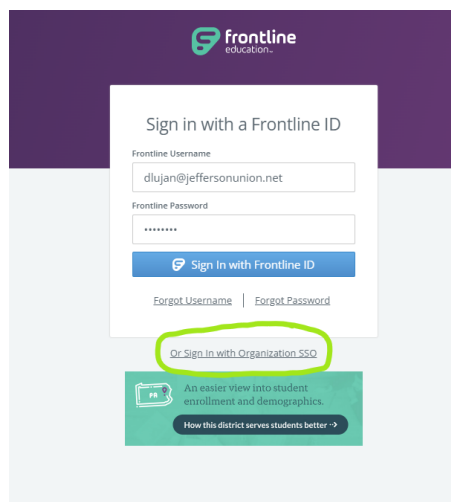
Single Sign On is used to access Frontline on [computers](#) and the [mobile app](#).

Please note, users who have previously accessed Frontline will no longer be able to access Frontline using their username and password.

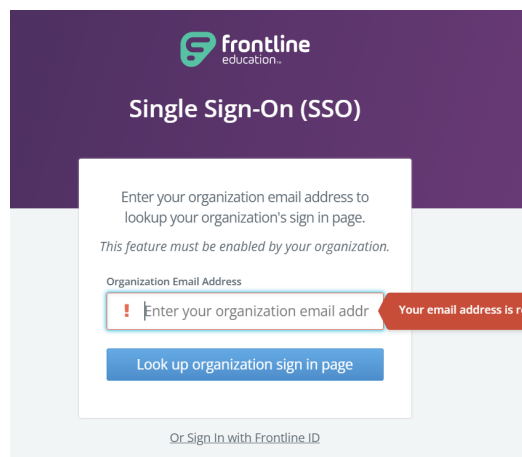
Using Single Sign-On from a Computer

The steps below outline how to get started with Frontline Single Sign On.

1. Go to <https://app.frontlineeducation.com> and click “Or Sign In with Organization SSO.”

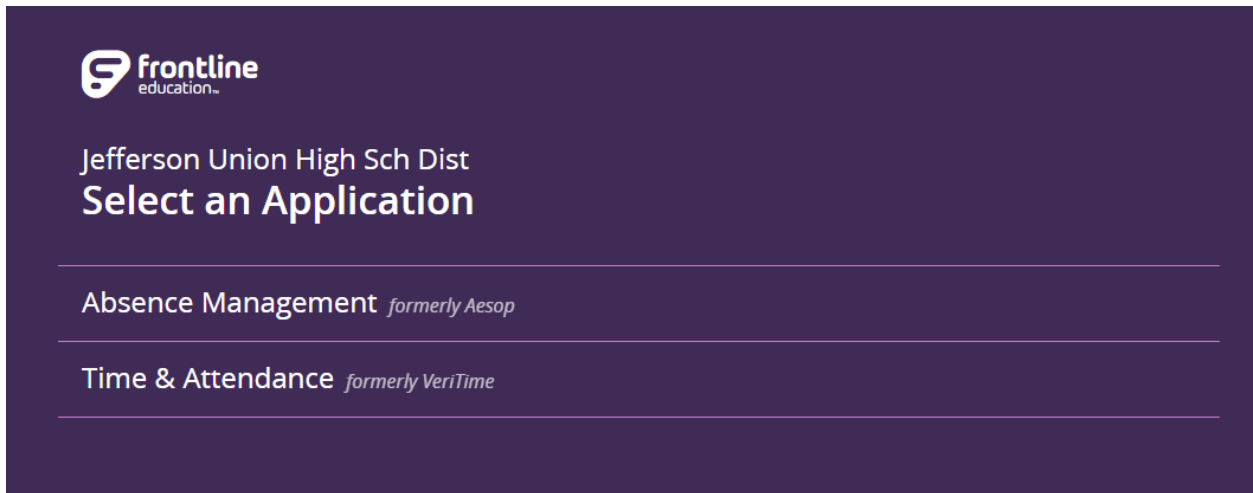


2. Enter your @jeffersonunion.net email address



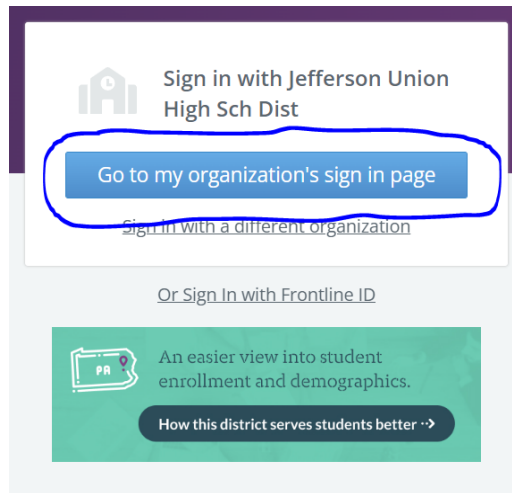
Frontline Single Sign On

3. Select the Frontline platform you would like to access.

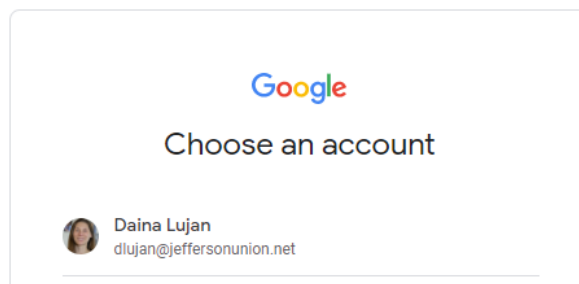


For Future Log-Ins from the computer, if you have logged out

1. Go to <https://app.frontlineeducation.com>
2. Select "Go to my Organization's Log In Page"

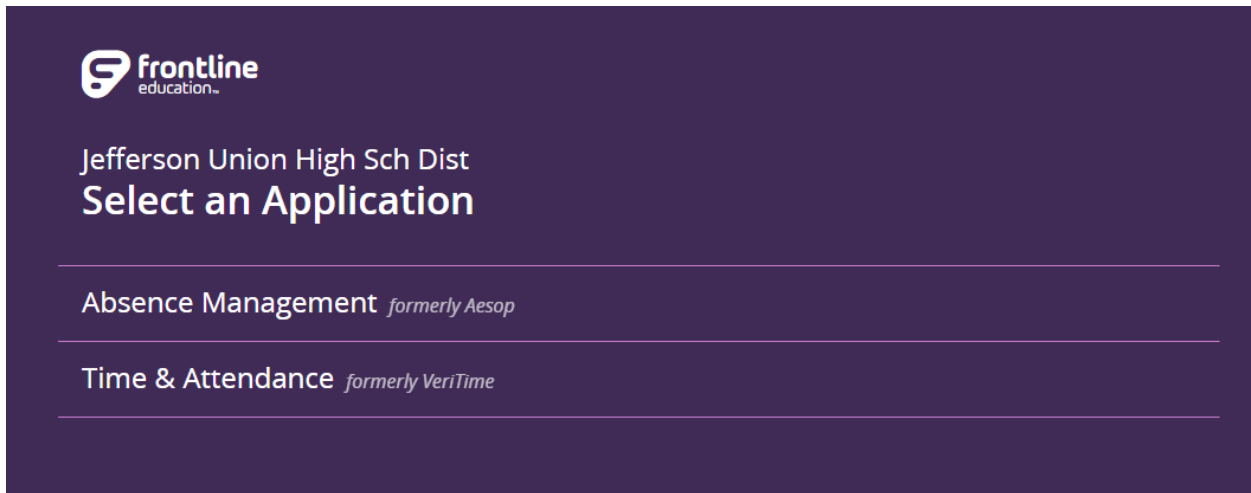


3. Select your @jeffersonunion.net email account.



Frontline Single Sign On

4. Select the Frontline platform you would like to access.



Using Single Sign-On from the Mobile App

1. Install the mobile app on your mobile device (step-by-step directions are available [here](#)).
2. Select “Or Sign In with Organization SSO” at the bottom of your screen.



3. Enter your @jeffersonunion.net email address.
4. Once you log in once, you only need to open the app on your mobile device to access Frontline.