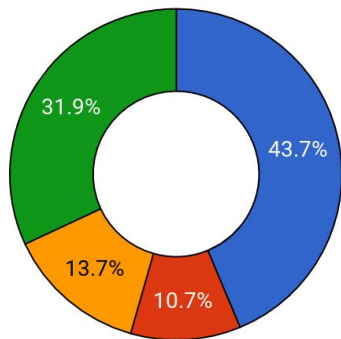


JUHSD - ENGLISH LEARNER OVERVIEW

17-18 DISTRICT EL COUNTS & PERCENTAGE



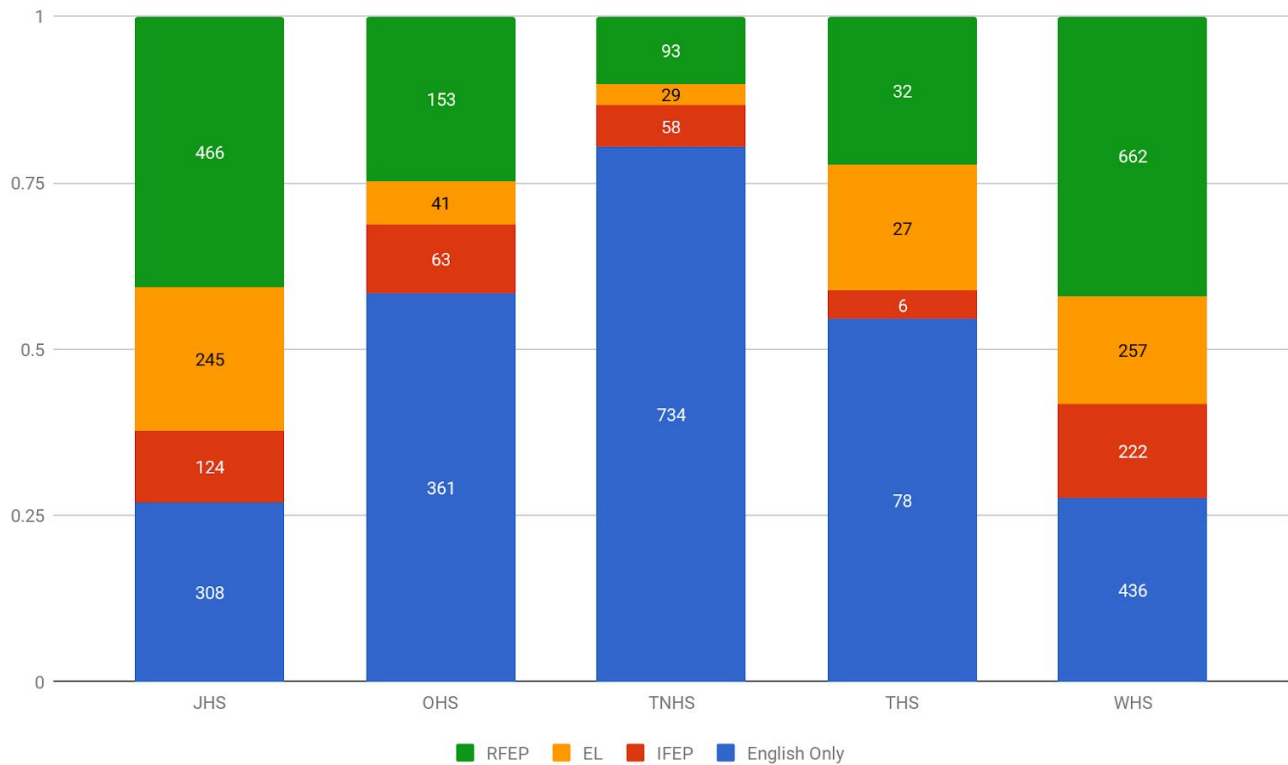
English Only IFEP EL RFEP

EO=1929 ◆ IFEP=473 ◆ RFEP = 1,408 ◆
EL=603 (LTEL = 44%)

17-18 TOP PRIMARY LANGUAGE OF ENGLISH LEARNERS

Spanish (267)	Cebuano (4)
Tagalog (170)	Taiwanese (3)
Arabic (50)	Vietnamese (3)
Cantonese (24)	Farsi(2)
Portuguese (18)	Ilocano (2)
Burmese (15)	Khmer (Cambodian)(2)
Mandarin (15)	Hindi (1)
Other Non- English (5)	Korean (1)

17-18 EL COUNTS BY SCHOOL



2016-2017 CELDT SCORES

	Annual Assessment (538 students)	Initial Assessment (178 students)	EL Classification
Advanced	9% (46)	20% (36)	IFEP (40%)
Early Advanced	36% (191)	20% (35)	
Intermediate	29% (154)	19% (33)	EL (60%)
Early Intermediate	14% (77)	7% (12)	
Beginning	13% (70)	35% (62)	

TYPICAL ELD STUDENT SCHEDULE

CELDT Score	Newcomer (Six years or less in US school)	Long-term EL (More than six years in US school)
Beginning	ELD 1, ELA 1, Foundations in ELD, Math 1/2/3 EL-CP , PE, Elective	English CP Math CP Science CP Social Science CP Electives Designated ELD <ul style="list-style-type: none"> Academic Language Development 1 - 9th grade Academic Language Development 2 - 10th grade Controversial Issues in American Society CP - 11th-12th grade Psychology-EL CP - 11th-12th grade
Early Intermediate	ELD 2, ELA 2, Math 1/2/3-EL CP, Science-EL CP , Social Science-EL CP , Elective	
Intermediate	ELD 3, ELA 3 CP , Math Crs 1/2/3-EL CP, Science EL CP, Social Science-EL CP, Elective	
Early Advanced	English - CP Math - CP Science - CP Social Science - CP Electives Designated ELD	
Advanced	<ul style="list-style-type: none"> Academic Language Development 1 - 9th grade Academic Language Development 2 - 10th grade Controversial Issues in American Society CP- 11th-12th grade Psychology-EL CP - 11th-12th grade 	

ENGLISH LEARNER WITH DISABILITIES

School (# of EL in 16-17)	# EL Students with Disabilities
Jefferson (258)	45 (18%)
Oceana (59)	25 (37%)
Terra Nova (36)	20 (56%)
Thornton (29)	5 (17%)
Westmoor (260)	48 (18%)
Districtwide (645)	140 (22% of ELs have IEPs)

INTERIM RECLASSIFICATION CRITERIA

	Grade	Proficiency on CELDT	Demonstration of Basic Skills ¹		Teacher Evaluation	Parent Notification
			Assessment	Required Score		
General Education	9 -12	Overall CELDT proficiency level of 4 (Early Advanced) or 5 (Advanced) with a score of 3 (Intermediate) in all domains (listening, reading, writing, speaking)	EDGE English Language Gains Test (Form 2) I/A Vocabulary Grammar Reading Comprehension Writing Composition	Overall score of Advanced (5)	Report card grade of C or better in English Language Arts or English Language Development and Grade Point Average of 2.0 or above (cumulative or current) OR If grade/GPA is lower than above, teacher may submit a letter attesting that student's grade/GPA is not due to language acquisition issues in order to satisfy this requirement	✓
Special Education Moderate - Severe	9 -12	Alternate Assessment Ventura County Comprehensive Alternate Language Proficiency Survey (VCCALPS)	The IEP team will determine eligibility for reclassification using the VCCALPS and the student's classroom performance information based on his/her IEP goals for ELD and all literacy domains (reading, writing, listening/receptive language, speaking/expressive language).			Active Consent

The Individualized Education Program (IEP) team may determine if an EL with an IEP would benefit from reclassification and could use an alternate criteria than the ones listed above.

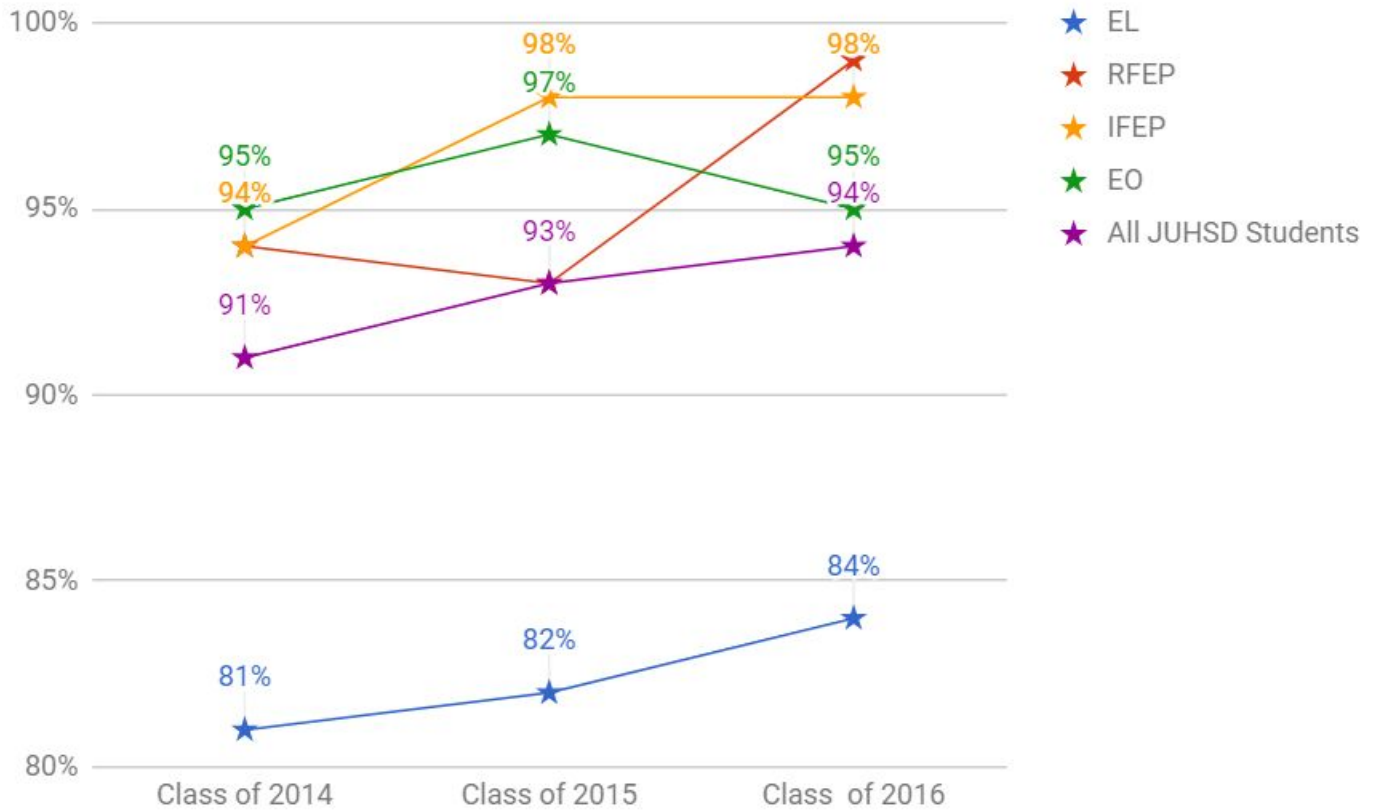
¹ California Standards Test in English Language Arts was the required assessment used prior to 2014-2015

RFEF DATA

School (# of EL students in 16-17)	# Reclassified Students in 16 - 17 (%)
Jefferson (258)	50 (19.4%)
Oceana (59)	15 (25.4%)
Terra Nova (36)	6 (16.7%)
Thornton (29)	5 (17.2%)
Westmoor (260)	51 (19.6%)

School (# of EL students in 16-17)	# Reclassified Students in 16 - 17 (%)
District (624)	128 (19.3%)
County (20,640)	2,949 (13.4%)
State (1,271,150)	193,899 (14.6%)

GRADUATION RATE



A-G RATE

	2015-2016 (n=166)	2014-2015 (n=181)	2013-2014 (n=181)
District*	0	0	0
Jefferson	0	0	0
Oceana	0	0	0
Terra Nova	0	0	0
Thornton	0	0	0
Westmoor	0	0	0

*In 2016-2017, 10 students that were reclassified at JUHSD were UC/CSU eligible

DASHBOARD REPORT

English Learner Progress Indicator Report

Jefferson Union High - San Mateo County

List of all schools in this district

	Student Performance	Number of Students	Status	Change
English Learner		591	High 80.7%	Increased Significantly +13.4%